

COVID-19 - Aggiornamento alla Settimana 40 (28/09/2020 - 04/10/2020)

		a	b	c	d=a+b+c	e	f													
Incremento settimanale								% Casi attivi / Max	% sospetto diagnostico / Casi testati	% screening / Casi testati	% casi positivi / Casi testati	% Casi Totali / Popolaz.	% Decessi / Popolaz.	% Totale attualmente positivi / Popolaz.						
POSITIVI AL COVID-19				DIMESSI / GUARITI	DECEDUTI	NUOVI Casi														
Ricoverati con sintomi	Terapia intensiva	Isolamento domiciliare	Casi attivi																	
VALLE d'AOSTA	Settimana 40	3	0	12	15	19	0	34	86,7%	3,81%	0,66%	4,46%	1,07%	0,115%	0,071%					
PIEMONTE	Settimana 40	50	3	684	737	402	6	1.145	78,6%	3,50%	2,30%	5,80%	0,85%	0,095%	0,091%					
LOMBARDIA	Settimana 40	-6	8	122	124	1.712	25	1.861	74,9%	1,45%	0,98%	2,43%	1,09%	0,169%	0,092%					
MARCHE	Settimana 40	4	4	173	181	59	2	242	74,8%	3,70%	0,00%	3,70%	0,54%	0,065%	0,070%					
P.A. Trento	Settimana 40	5	0	26	31	221	1	253	70,1%	1,75%	4,32%	6,07%	1,19%	0,076%	0,121%					
EMILIA-ROMAGNA	Settimana 40	11	-4	265	272	618	4	894	64,1%	1,54%	1,52%	3,06%	0,82%	0,101%	0,114%					
P.A. Bolzano	Settimana 40	2	0	67	69	87	0	156	61,3%	3,50%	0,00%	3,50%	0,73%	0,057%	0,130%					
VENETO	Settimana 40	30	-1	716	745	888	18	1.651	60,8%	1,04%	3,10%	4,14%	0,61%	0,045%	0,099%					
ABRUZZO	Settimana 40	20	1	112	133	61	3	197	52,8%	2,27%	0,67%	2,95%	0,36%	0,037%	0,083%					
LIGURIA	Settimana 40	30	1	108	139	633	11	783	47,8%	3,28%	3,81%	7,09%	0,93%	0,103%	0,128%					
FRIULI VENEZIA GIULIA	Settimana 40	0	-1	132	131	149	2	282	40,4%	2,79%	0,43%	3,23%	0,42%	0,029%	0,079%					
TOSCANA	Settimana 40	17	3	535	555	449	9	1.013	40,2%	1,40%	1,63%	3,04%	0,44%	0,031%	0,116%					
MOLISE	Settimana 40	0	-1	1	0	30	1	31	39,0%	1,01%	0,03%	1,04%	0,22%	0,008%	0,041%					
CALABRIA	Settimana 40	1	0	30	31	79	1	111	32,1%	0,00%	0,95%	0,95%	0,11%	0,005%	0,030%					
UMBRIA	Settimana 40	9	1	184	194	107	1	302	25,0%	0,82%	3,38%	4,20%	0,33%	0,010%	0,093%					
PUGLIA	Settimana 40	21	1	471	493	212	8	713	2,0%	0,63%	3,51%	4,15%	0,22%	0,015%	0,080%					
BASILICATA	Settimana 40	2	1	121	124	29	4	157	0,0%	0,02%	2,73%	2,75%	0,19%	0,006%	0,090%					
SICILIA	Settimana 40	61	10	517	588	399	11	998	0,0%	2,49%	1,77%	4,27%	0,17%	0,006%	0,074%					
LAZIO	Settimana 40	127	10	987	1.124	518	32	1.674	0,0%	0,95%	1,89%	2,84%	0,32%	0,016%	0,150%					
CAMPANIA	Settimana 40	50	11	1.749	1.810	648	5	2.463	0,0%	6,29%	0,32%	6,60%	0,28%	0,008%	0,152%					
SARDEGNA	Settimana 40	4	2	309	315	177	7	499	0,0%	0,99%	3,35%	4,34%	0,28%	0,010%	0,151%					
ITALIA	Settimana 40	441	49	7.321	7.811	7.497	151	15.459	47,0%	1,97%	1,74%	3,71%	0,56%	0,060%	0,105%					

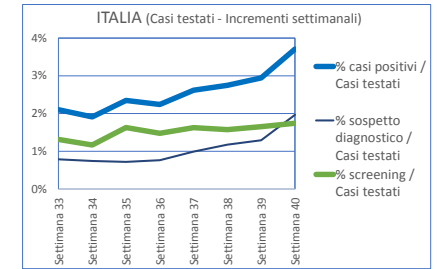
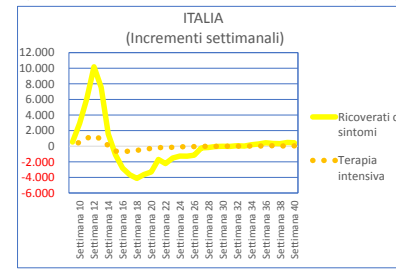
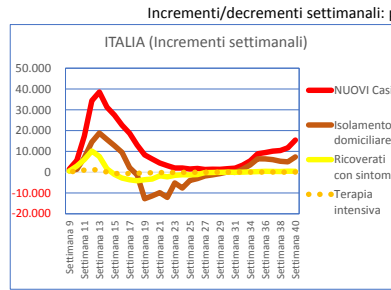
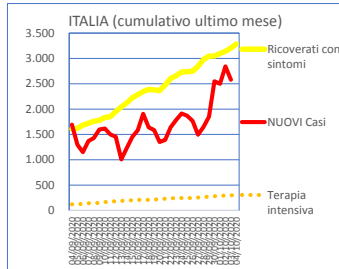
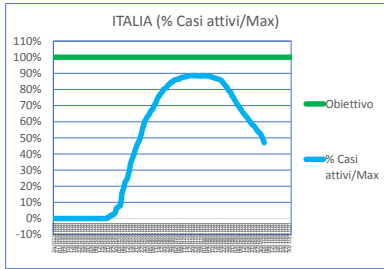
somma		441	49	7.321	7.811	7.497	151	15.459							
		VERO	VERO	VERO	VERO	VERO	VERO	VERO							

Incremento settimanale								% Casi attivi / Max	% sospetto diagnostico / Casi testati	% screening / Casi testati	% casi positivi / Casi testati	% Casi Totali / Popolaz.	% Decessi / Popolaz.	% Totale attualmente positivi / Popolaz.						
POSITIVI AL COVID-19				DIMESSI / GUARITI	DECEDUTI	NUOVI Casi														
Ricoverati con sintomi	Terapia intensiva	Isolamento domiciliare	Casi attivi																	

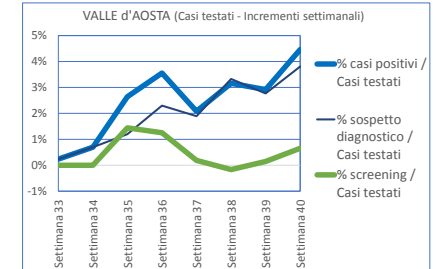
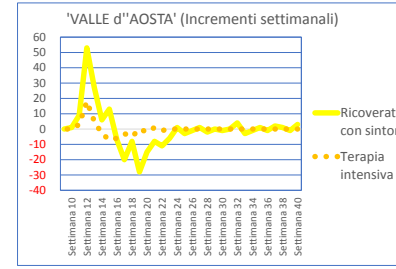
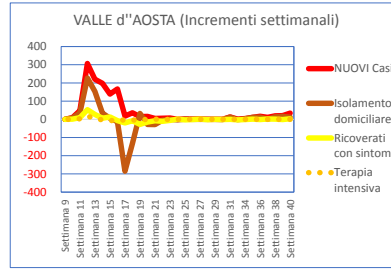
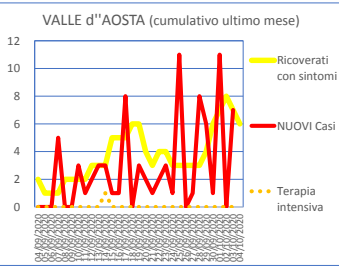
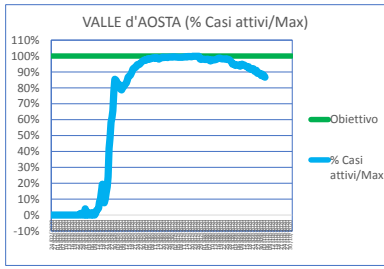
pagina vuota

Attenzione:

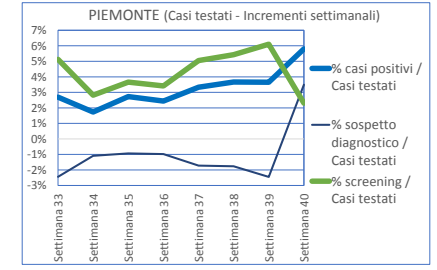
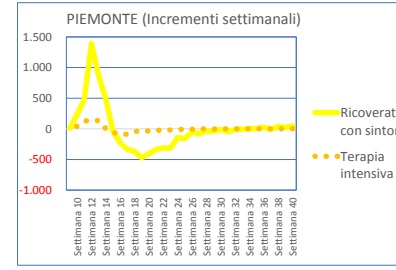
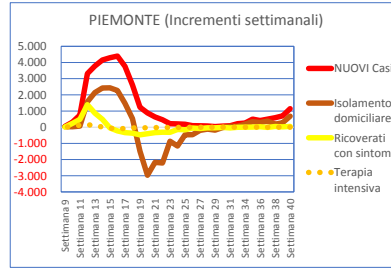
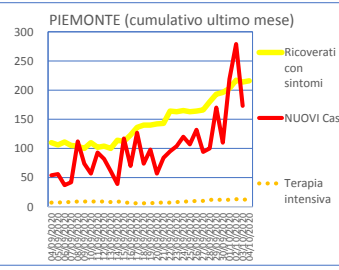
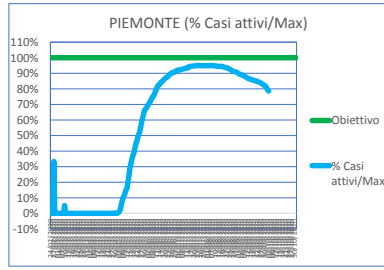
le SCALE VERTICALI di ogni Regione non sono uguali !!



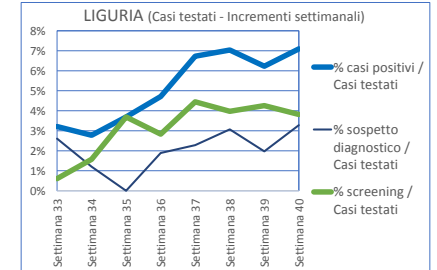
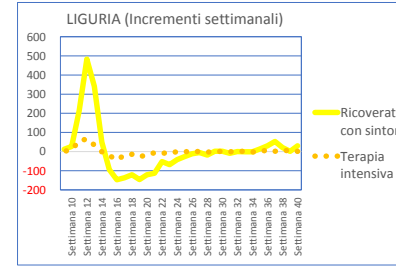
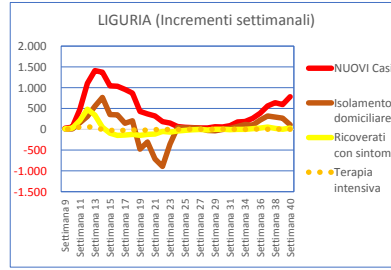
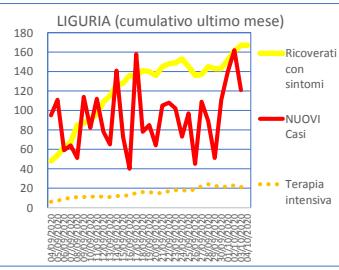
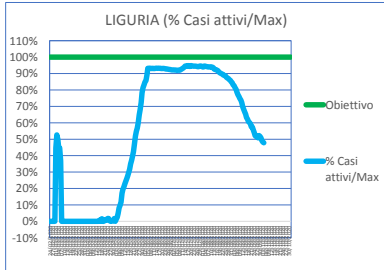
NA-SU



NA-SU



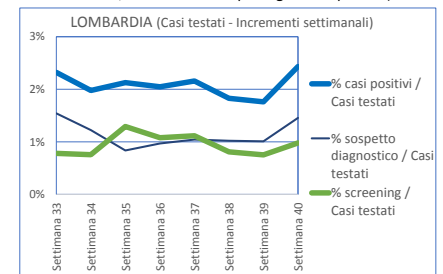
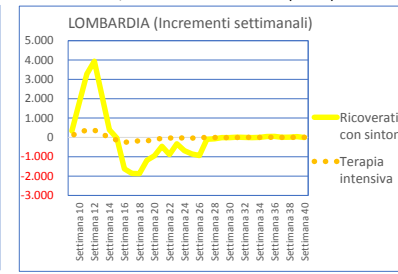
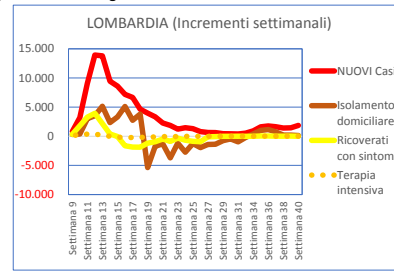
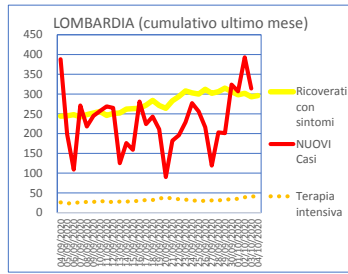
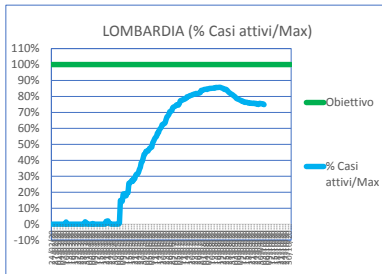
NA-SU



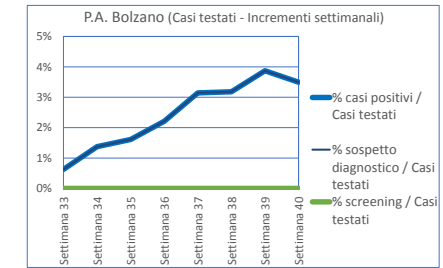
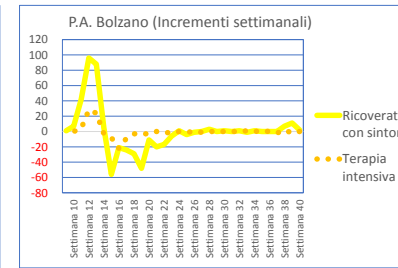
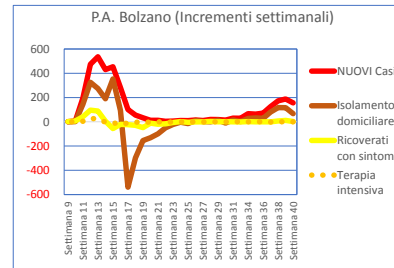
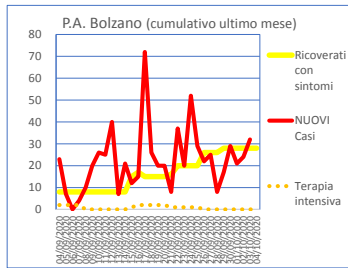
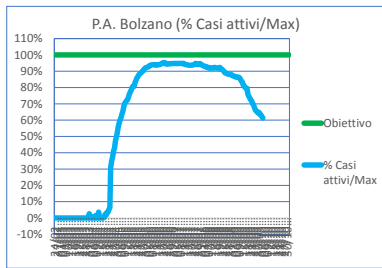
NA-SU

Attenzione: le SCALE VERTICALI di ogni Regione non sono uguali !!

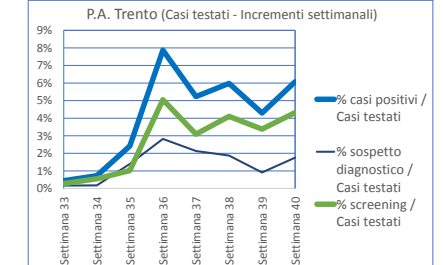
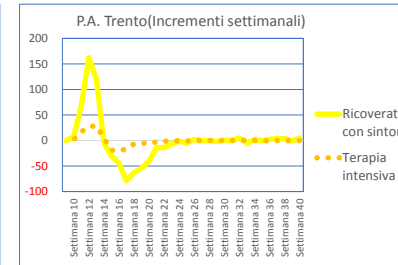
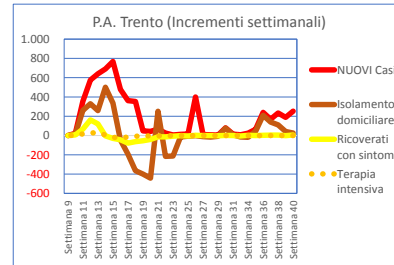
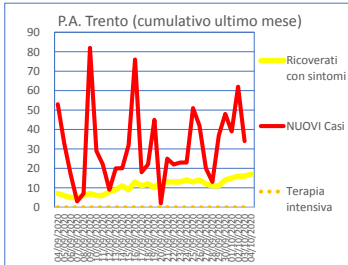
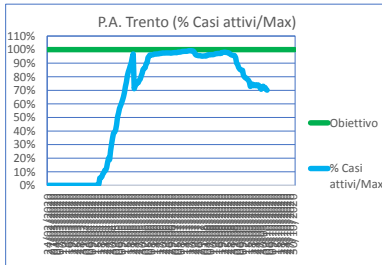
Incrementi/decrementi settimanali: per la più recente, se non è terminata, è una STIMA sui primi giorni disponibili



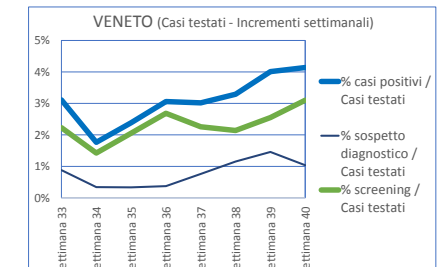
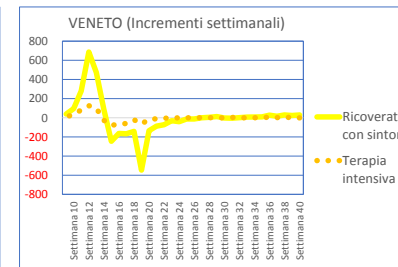
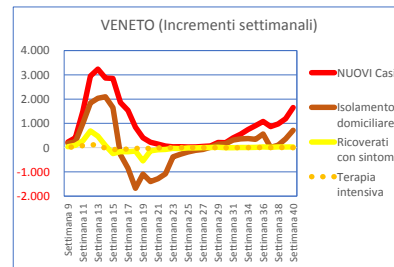
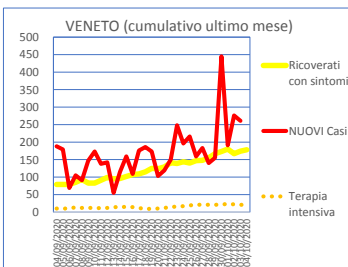
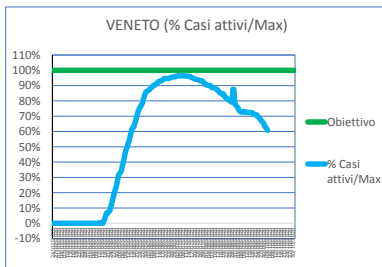
NA SU



NA SU



NA SU

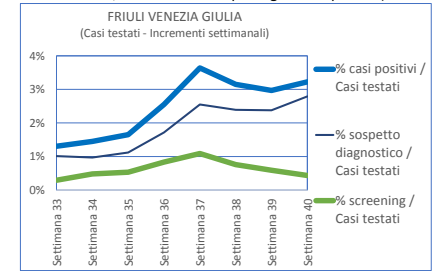
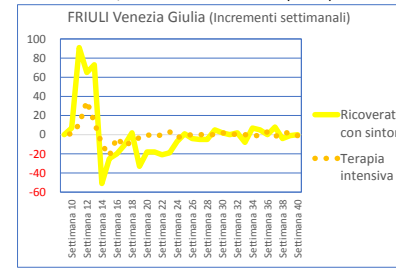
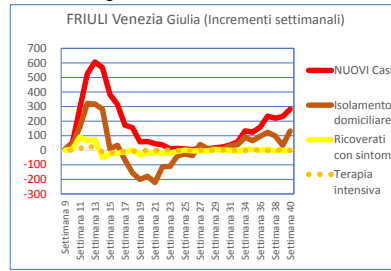
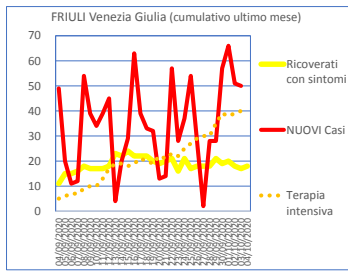
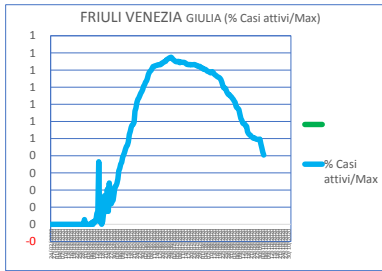


NA SU

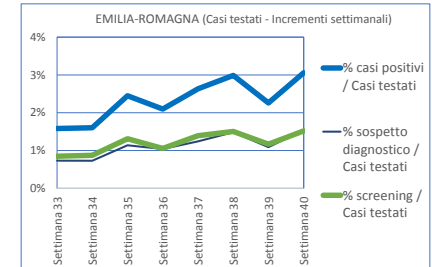
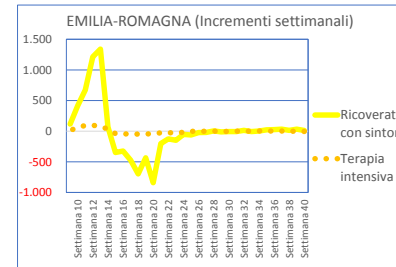
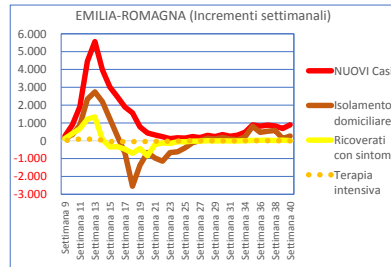
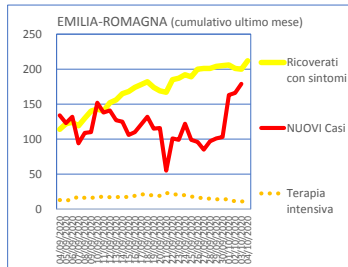
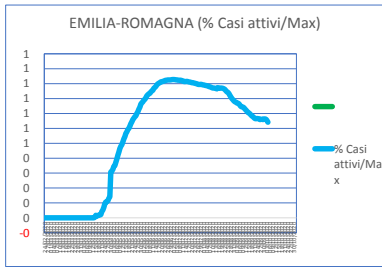
# COVID-19 - Aggiornamento alla Settimana 40 (28/09/2020 - 04/10/2020)

Attenzione: le SCALE VERTICALI di ogni Regione non sono uguali !!

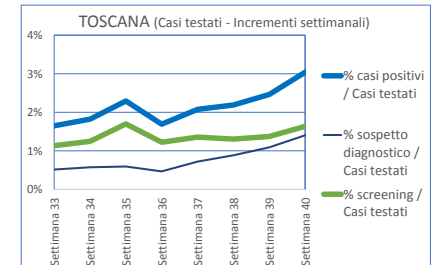
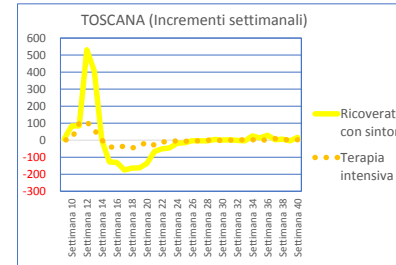
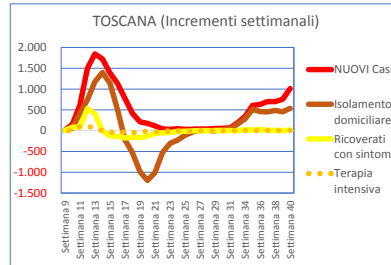
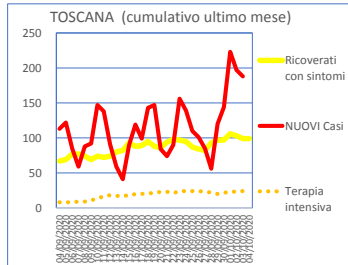
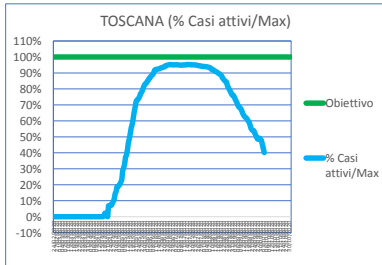
Incrementi/decrementi settimanali: per la più recente, se non è terminata, è una STIMA sui primi giorni disponibili



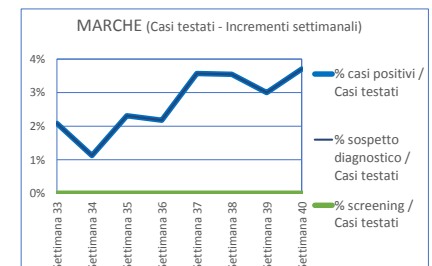
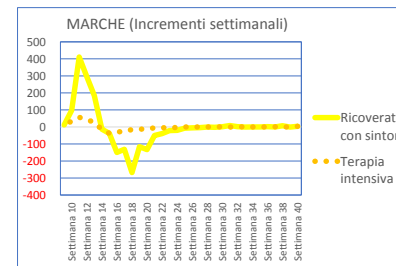
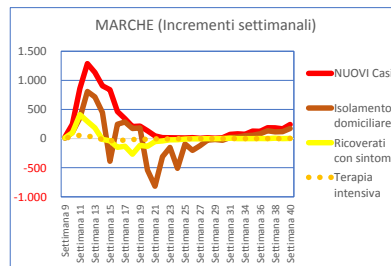
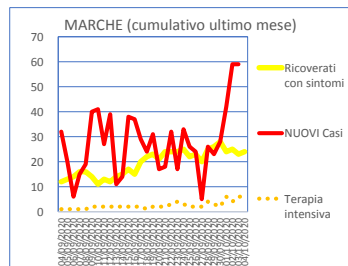
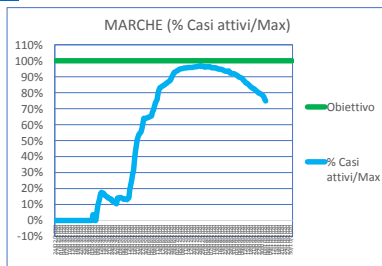
NA SU



NA SU



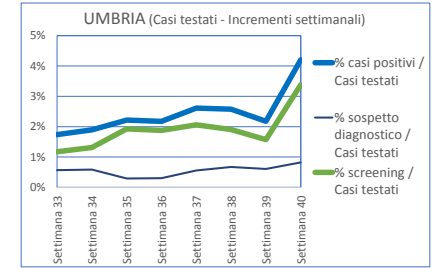
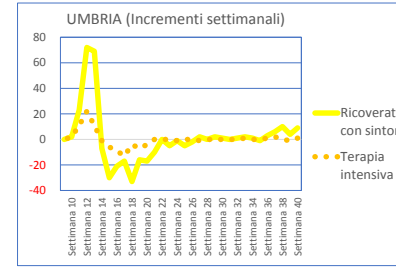
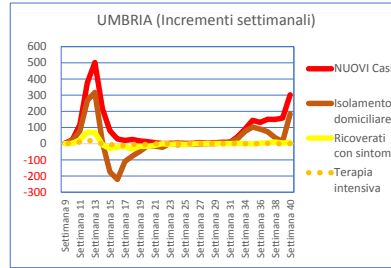
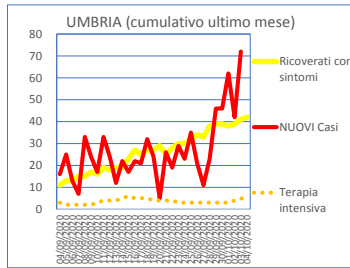
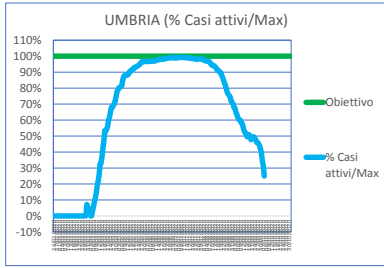
NA SU



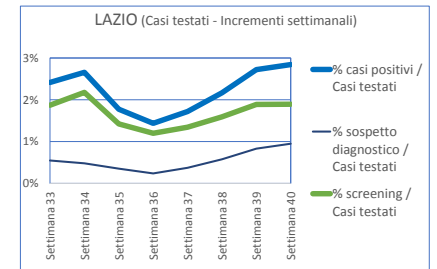
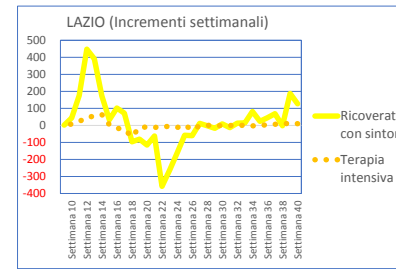
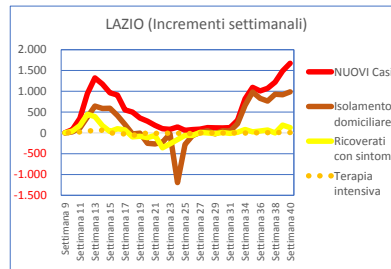
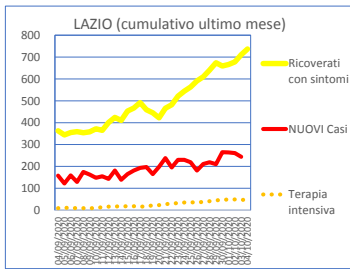
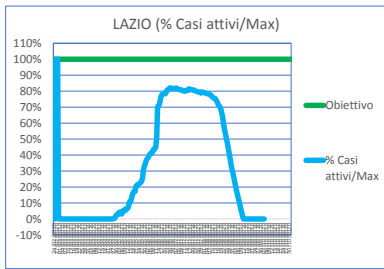
NA SU

Attenzione: le SCALE VERTICALI di ogni Regione non sono uguali !!

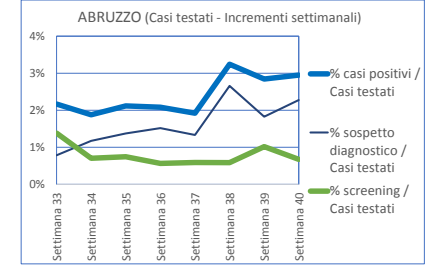
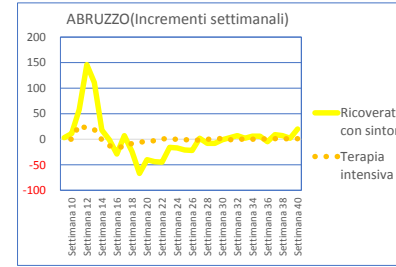
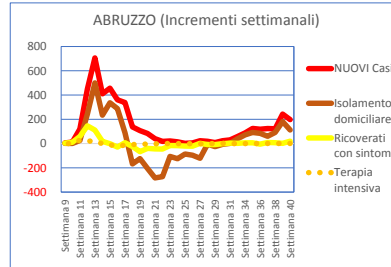
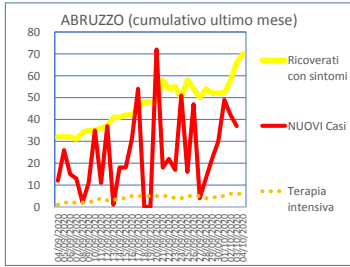
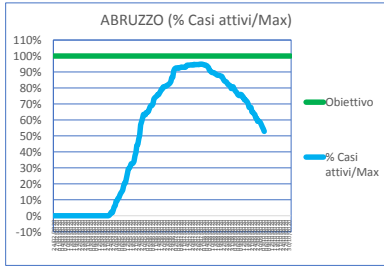
Incrementi/decrementi settimanali: per la più recente, se non è terminata, è una STIMA sui primi giorni disponibili



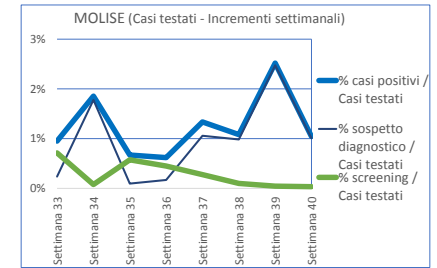
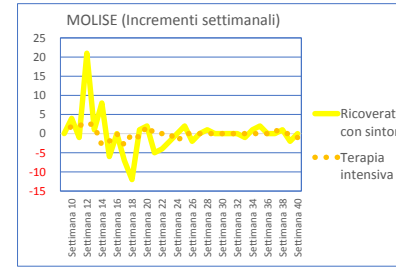
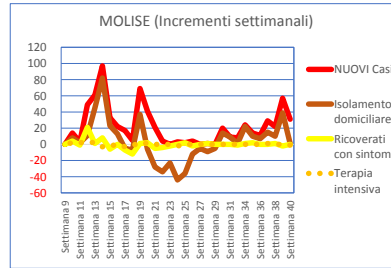
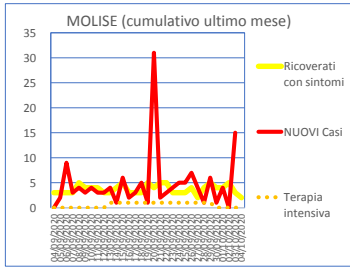
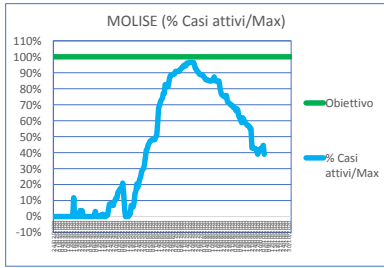
NA SU



NA SU



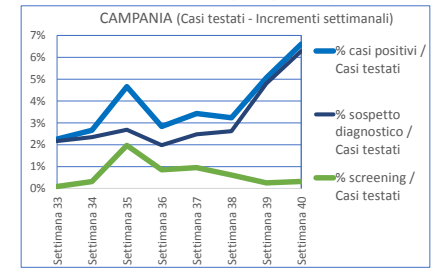
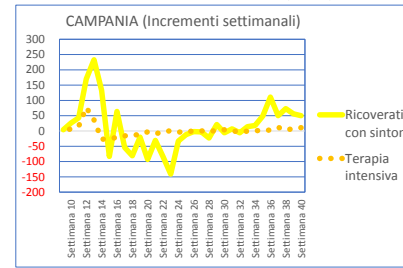
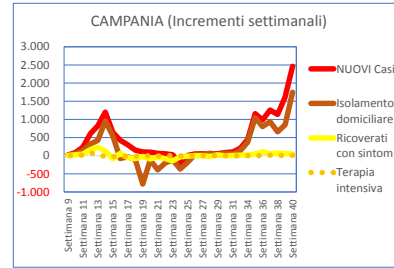
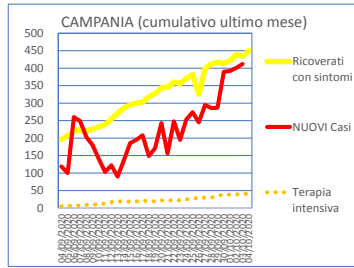
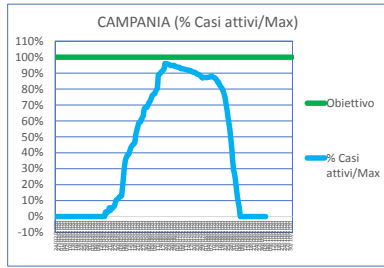
NA SU



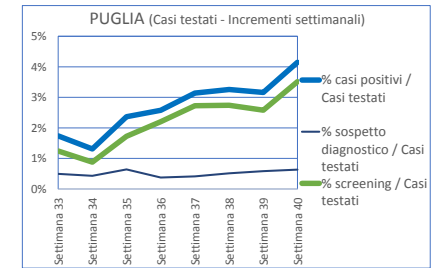
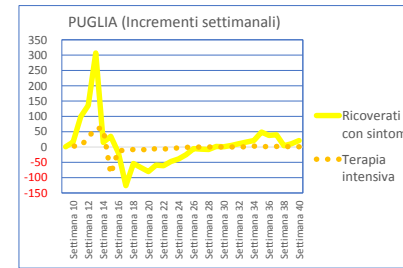
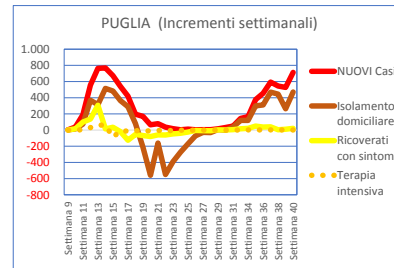
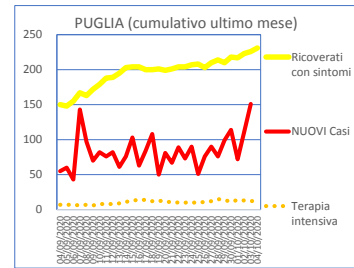
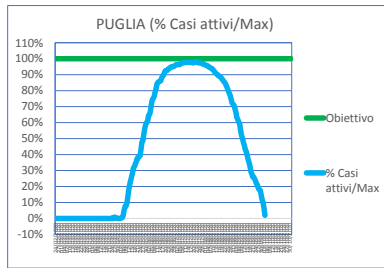
NA SU

Attenzione: le SCALE VERTICALI di ogni Regione non sono uguali !!

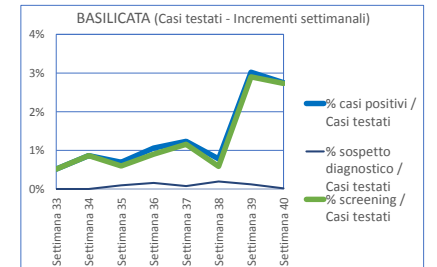
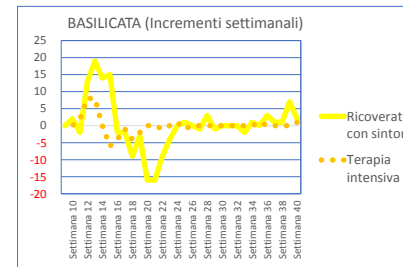
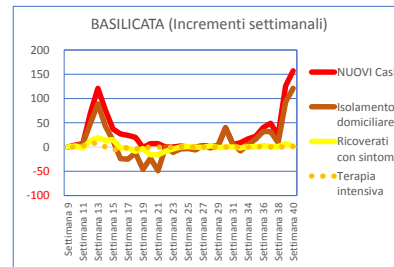
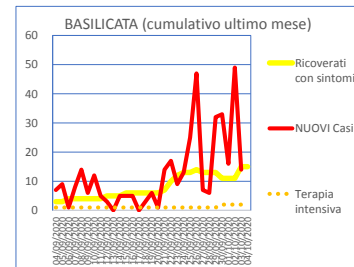
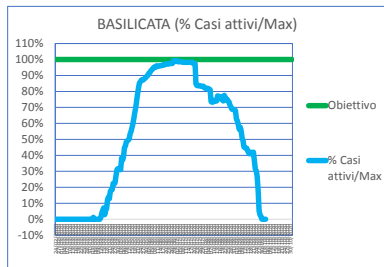
Incrementi/decrementi settimanali: per la più recente, se non è terminata, è una STIMA sui primi giorni disponibili



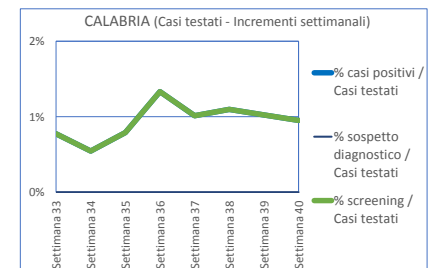
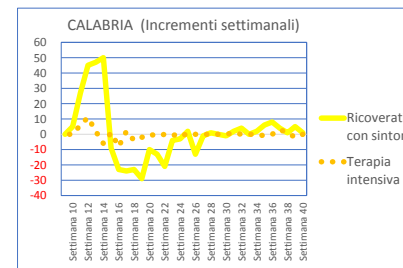
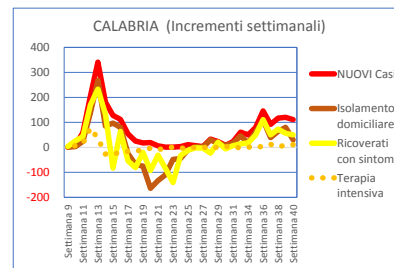
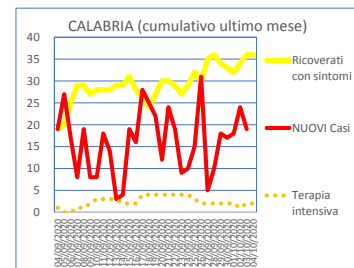
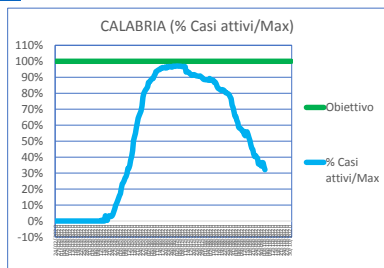
NA SU



NA SU



NA SU



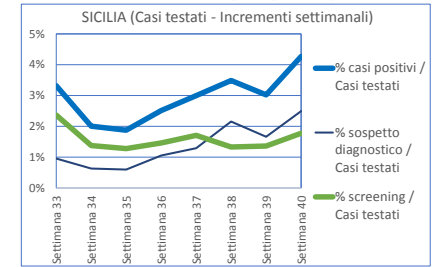
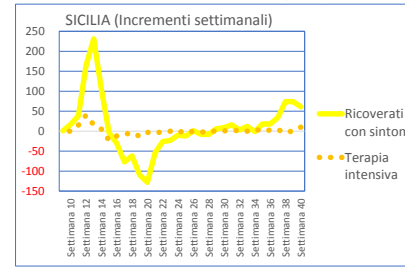
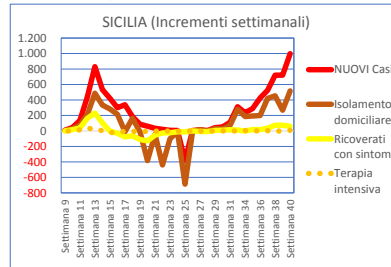
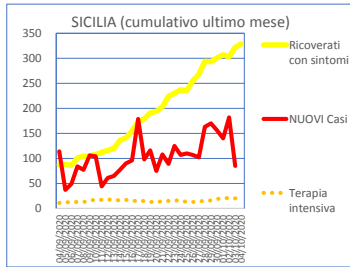
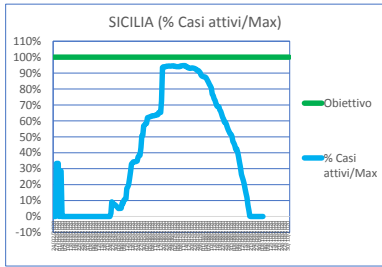
NA SU



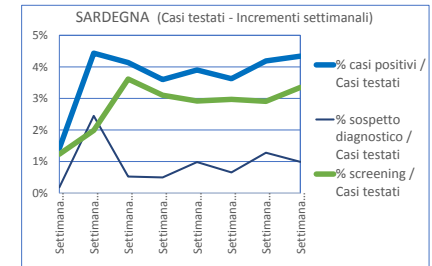
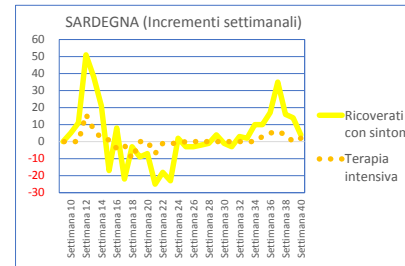
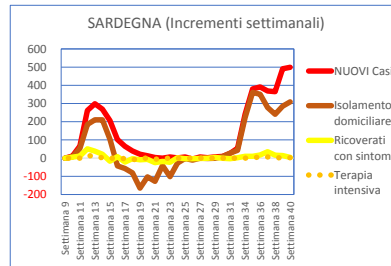
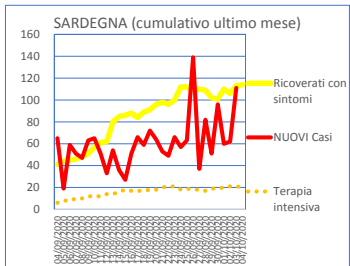
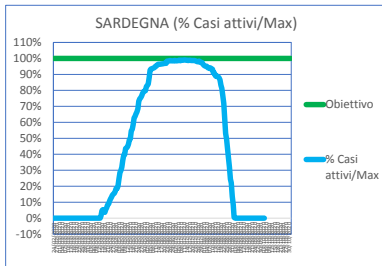
# COVID-19 - Aggiornamento alla Settimana 40 (28/09/2020 - 04/10/2020)

Attenzione: le SCALE VERTICALI di ogni Regione non sono uguali !!

Incrementi/decrementi settimanali: per la più recente, se non è terminata, è una STIMA sui primi giorni disponibili



NA SU



NA SU